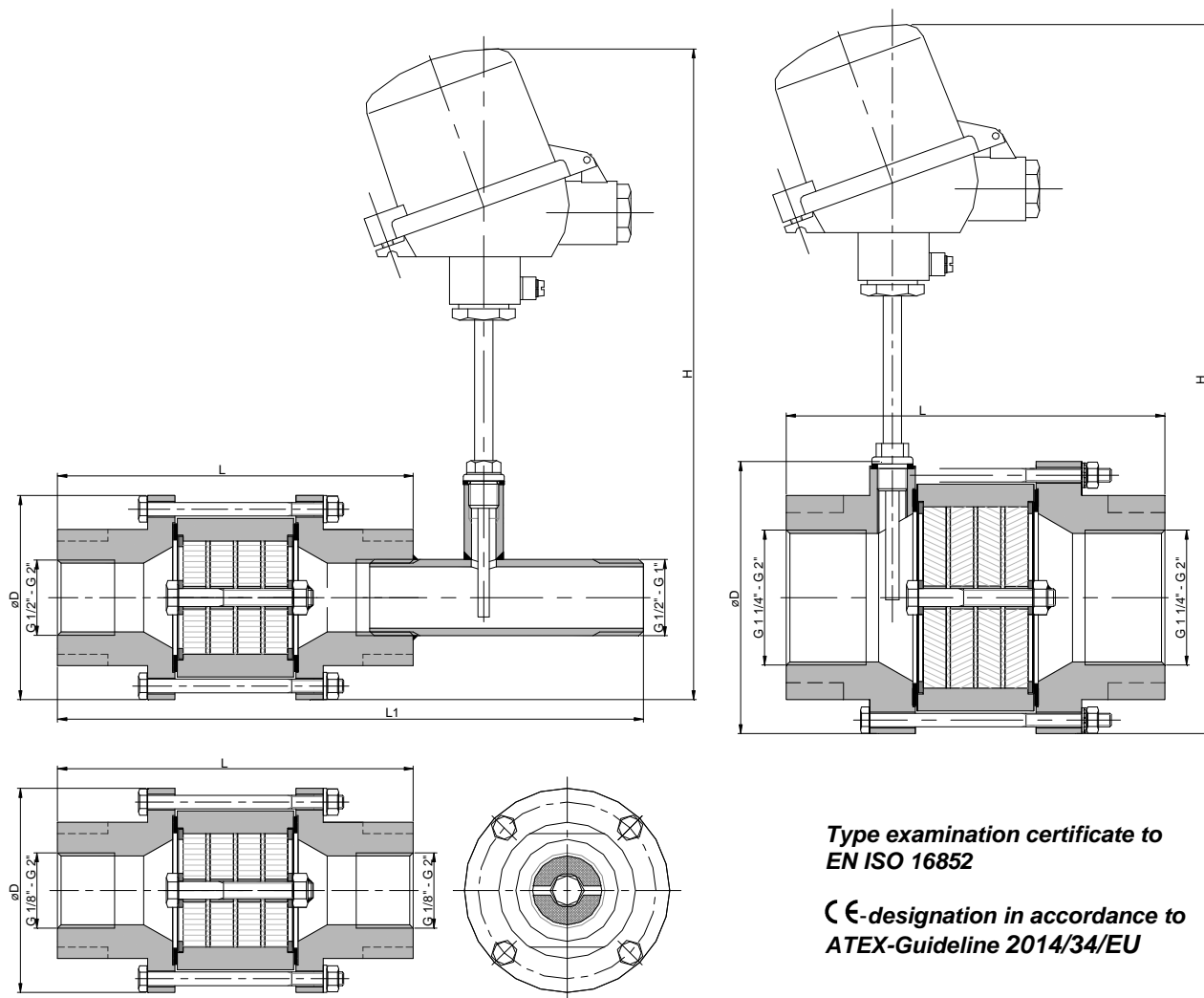
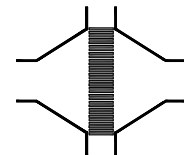


**Bi-directional in-line detonation flame arrester,
short-time burning proof
KITO® RG-Det4-IIC-...-1.2
KITO® RG-Det4-IIC-...
KITO® RG-Det4-IIC-...-T (-TT)**



**Type examination certificate to
EN ISO 16852**

**CE-designation in accordance to
ATEX-Guideline 2014/34/EU**

G	D	L	L1	~ H	p _{max} bar abs.	kg
1/8", 1/4", 3/8"	90	156	-	-	1.2	4.0
1/2", 3/4", 1"			261	290		
1 1/4", 1 1/2", 2"	120	166	-	315	1.1	6.5

Dimensions in mm / weight without thermocouple

Design subject to change

performance curves: G 0.28 N

Standard design

- housing : steel, stainless steel mat. no. 1.4571
- gasket : HD 3822, PTFE
- KITO® flame arrester element : completely interchangeable
- KITO® casing / grid : stainless steel mat. no. 1.4308 / 1.4310, 1.4408 / 1.4571
- bolts/nuts : A2, A4
- temperature sensor : PT 100 (option); connection 1/4"
- not in connection G 1/8" - 3/8"
- connection : thread connection

Example for orders:

KITO® RG-Det4-IIC-1 1/4"-1.2-T
(design with thermo couple element)

Application

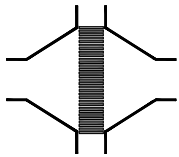
For installation into pipes to the protection of vessels and components against stable detonation of flammable liquids and gases.

Tested and approved as detonation flame arrester **type 4**. Approved for all substances of explosion groups IIA1 to IIC with a maximum experimental safe gap (MESG) < 0.5 mm. Bi-directionally working in pipes, whereby an operating pressure of 1.2 or 1.1 bar abs. and an operating temperature of 60°C must not be exceeded.

All sizes are tested against "stabilized burning" and withstand this up to a max. burn time BT = 1.0 min.

To detect a "stabilized burning" a thermocouple must be installed at each endangered side.

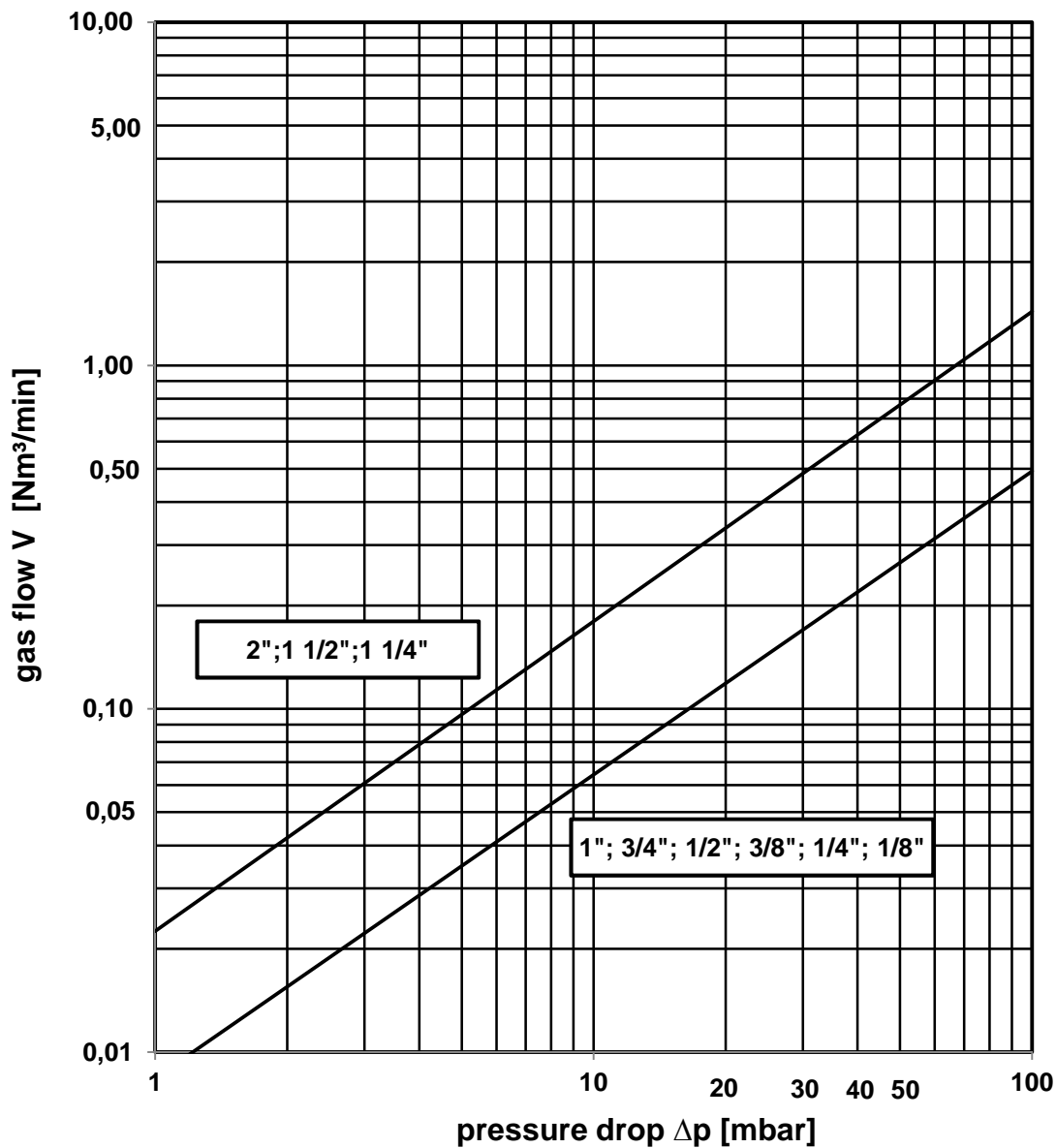
Mounting is acceptable in any position, in horizontal as well as in vertical pipes.



**Bi-directional in-line detonation flame arrester,
short-time burning proof
KITO® RG-Det4-IIC-...-1.2
KITO® RG-Det4-IIC-...
KITO® RG-Det4-IIC-...-T (-TT)
G 28 N**

The flow capacity V refers to a density of air with $\rho = 1.29 \text{ kg/m}^3$ at $T = 273 \text{ K}$ and a pressure of $p = 1.013 \text{ mbar}$.
The flow capacity for gases with different densities can be calculated sufficiently accurate by the following approximation equation:

$$\dot{V} = \dot{V}_b \cdot \sqrt{\frac{\rho_b}{1.29}} \quad \text{or} \quad \dot{V}_b = \dot{V} \cdot \sqrt{\frac{1.29}{\rho_b}}$$



Design subject to change